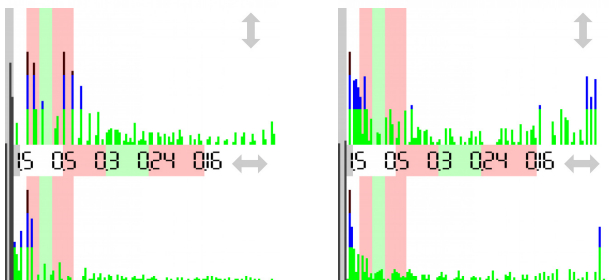
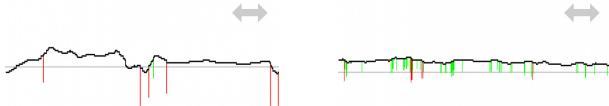
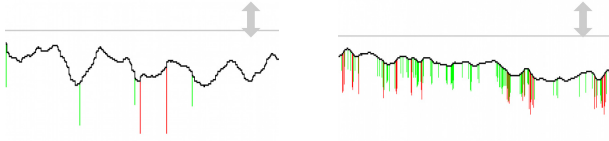
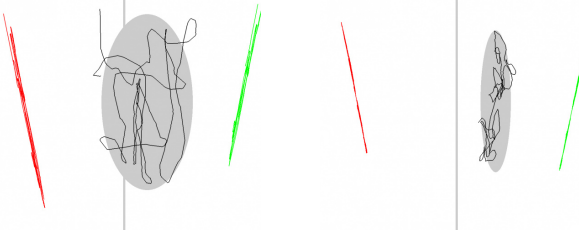



GRAPHICS



Name _____
 Measurement 2015-03-08 08:35
 EO - eyes open
 Measurement 2016-10-18 19:54
 EC - eyes closed

Professional stamp


STATIC ANALYSIS

	Left	Right
Forefoot	17% < 18% (22)	20% < 21% (22)
Backfoot	31% > 28% (28)	32% < 33% (28)
Lateral side	48% > 46% (50)	52% < 54% (50)
	Front	Back
Front side	37% < 39% (50)	63% > 61% (50)

DYNAMIC ANALYSIS

	Lateral side	Front side
Mean COP	3.34 < 5.70 cm	-20.98 < -18.13 cm
Standard deviation	3.33 > 1.11 cm	6.41 > 5.16 cm
Twist	170.00 > 162.00	° (180°)
Mean speed	0.82 > 0.46	cm/sec
Area	72.69 > 19.59	mm ² (EO<210, EC<638)
Romberg index	371%	(>100%)

Measurement 2015-03-08 08:35



Measurement 2016-10-18 19:54

