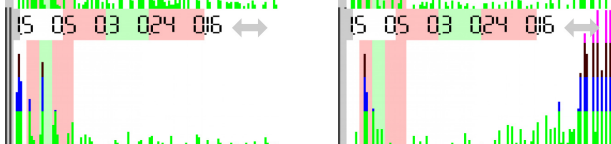
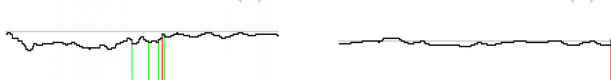
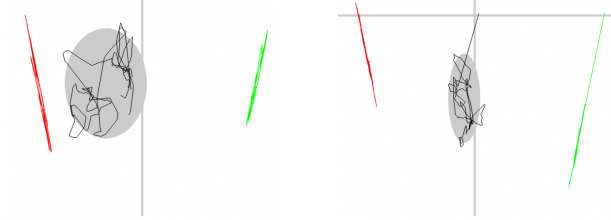

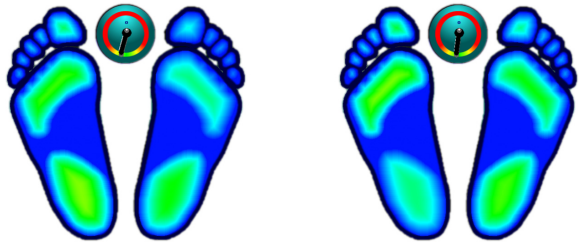


GRAPHICS



Name _____
 Measurement 2014-06-20 10:04
 ECR - eyes closed retroverted
 Measurement 2017-02-12 22:16
 EO - eyes open

Professional stamp

STATIC ANALYSIS

	Left	Right
Forefoot	20% < 24% (22)	18% < 19% (22)
Backfoot	33% > 27% (28)	29% < 30% (28)
Lateral side	53% > 51% (50)	47% < 49% (50)
Front side	38% < 43% (50)	62% > 57% (50)

DYNAMIC ANALYSIS

	Lateral side	Front side
Mean COP	-5.28 < -1.53 cm	-19.65 < -12.06 cm
Standard deviation	2.99 > 1.16 cm	4.00 > 3.24 cm
Twist	195.00 > 187.00	° (180°)
Mean speed	0.61 > 0.35	cm/sec
Area	40.81 > 12.86	mm ² (EO<210, EC<638)
Romberg index	317%	(>100%)

Measurement 2014-06-20 10:04

?test

Measurement 2017-02-12 22:16