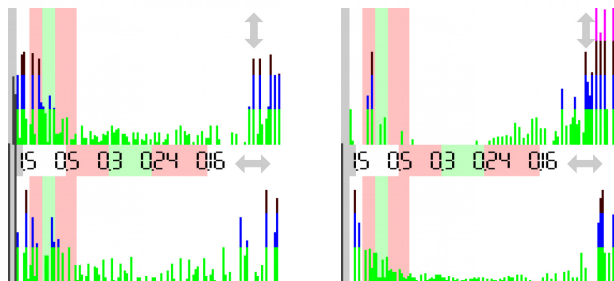
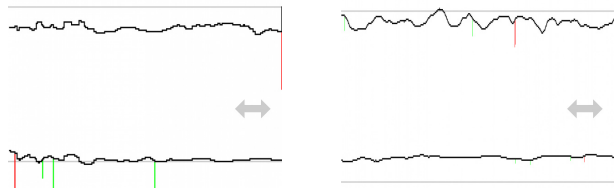

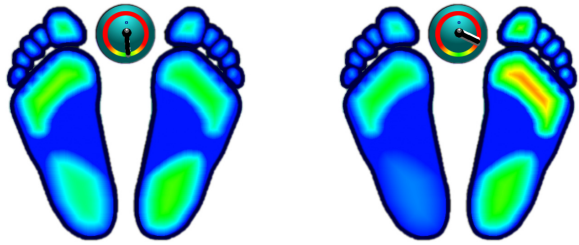


GRAPHICS



Name _____
 Measurement 2017-02-12 22:18
 EO - eyes open
 Measurement 2017-06-25 21:03
 EC - eyes closed

Professional stamp


STATIC ANALYSIS

	Left	Right
Forefoot	23% > 18% (22)	19% < 27% (22)
Backfoot	26% > 23% (28)	31% = 31% (28)
Lateral side	49% > 42% (50)	51% < 58% (50)
Front side	42% < 46% (50)	58% > 54% (50)

DYNAMIC ANALYSIS

	Lateral side	Front side
Mean COP	0.87 < 13.92 cm	-12.50 < -6.70 cm
Standard deviation	1.32 > 0.95 cm	1.92 < 2.73 cm
Twist	176.00 > 115.00	° (180°)
Mean speed	0.41 < 0.54	cm/sec
Area	8.69 < 8.91	mm ² (EO<210, EC<638)
Romberg index	97%	(>100%)

Measurement 2017-02-12 22:18



Measurement 2017-06-25 21:03

