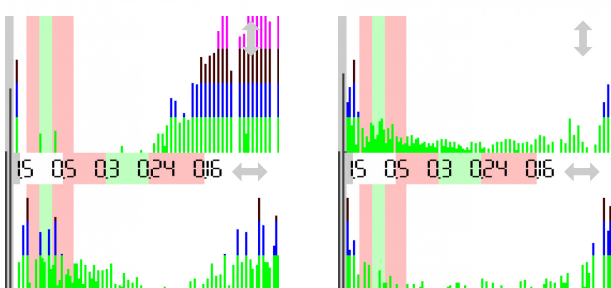
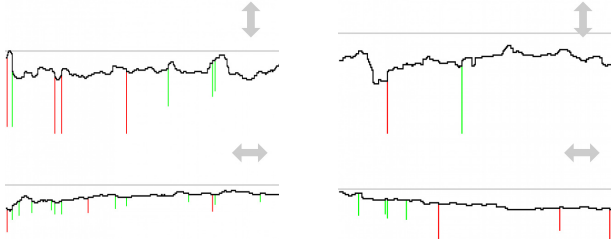
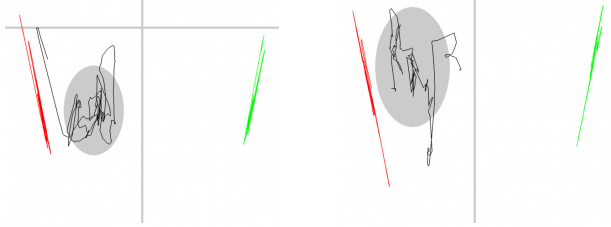

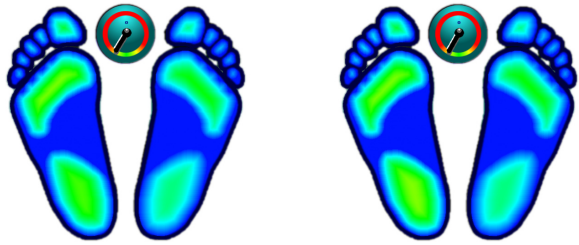


GRAPHICS



Name _____
 Measurement 2014-06-21 17:40
 EO - eyes open
 Measurement 2016-12-31 07:11
 EO - eyes open

Professional stamp

STATIC ANALYSIS

	Left	Right
Forefoot	23% > 22% (22)	19% > 18% (22)
Backfoot	31% < 33% (28)	26% = 26% (28)
Lateral side	54% < 56% (50)	46% > 44% (50)
Front side	43% > 40% (50)	57% < 60% (50)

DYNAMIC ANALYSIS

	Lateral side	Front side
Mean COP	-7.06 > -9.11 cm	-12.04 > -15.85 cm
Standard deviation	2.18 < 2.72 cm	3.27 < 4.36 cm
Twist	210.00 > 209.00	° (180°)
Mean speed	0.58 > 0.54	cm/sec
Area	24.33 < 40.42	mm ² (EO<210, EC<638)
Romberg index	60%	(>100%)

Measurement 2014-06-21 17:40

FFT alta - X alta

Measurement 2016-12-31 07:11