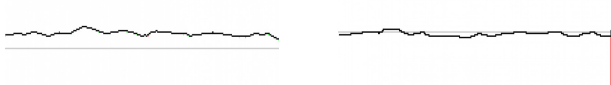
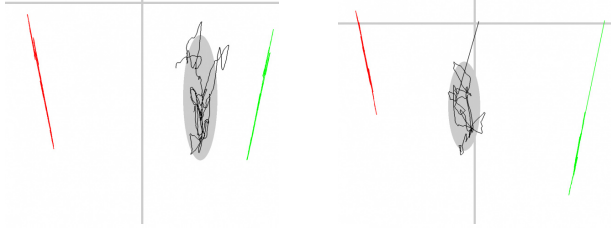

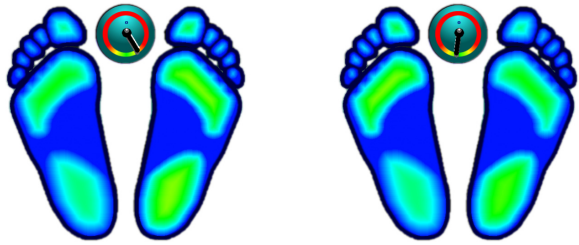


**GRAPHICS**



Name \_\_\_\_\_  
 Measurement 2016-09-22 14:17  
 EC - eyes closed  
 Measurement 2017-02-12 22:16  
 EO - eyes open

Professional stamp


**STATIC ANALYSIS**

	Left	Right
Forefoot	18% < 24% (22)	23% > 19% (22)
Backfoot	26% < 27% (28)	32% > 30% (28)
Lateral side	45% < 51% (50)	55% > 49% (50)
	Front	Back
Front side	41% < 43% (50)	59% > 57% (50)

**DYNAMIC ANALYSIS**

	Lateral side	Front side
Mean COP	8.45 > -1.53 cm	-13.80 < -12.06 cm
Standard deviation	1.25 > 1.16 cm	4.56 > 3.24 cm
Twist	148.00 < 187.00	° (180°)
Mean speed	0.56 > 0.35	cm/sec
Area	19.54 > 12.86	mm <sup>2</sup> (EO<210, EC<638)
Romberg index	151%	(>100%)

**Measurement 2016-09-22 14:17**



**Measurement 2017-02-12 22:16**

